

Logging in on the Parent Portal



Logging in for the first time

The welcome email from your school will contain your login details and a link that will take you to the browser version of the Parent Portal where you need to set up a password.

You can reset your password using a computer, or using a mobile browser on your phone or tablet.

Hi Pamela,

Welcome to Arbor! Arbor is using Arbor and has set up an account for you.

To finish creating your account, you just need to set a password. You can do this by going to login.arbor.sc, clicking on 'Forgotten Password?' and following the instructions on screen.

Your username is: gwyn.mabo@arbor-education.com

If you have trouble setting up your password or have general questions about the Parent Portal, visit [this Help Centre article](#). For any other queries, please contact Arbor.

All the best,
Arbor

1. Click the link, then click Forgot your password? Add in your email address then click Reset password.

Forgot your password?

No problem! Just enter the email address associated with your account below, and we'll email you with a link to reset your password.

Reset password

If you have a child at more than one Arbor school, you will be asked to select the appropriate school.

2. You'll then receive another email. Click the link in this email to set your password.

We've just received a request to change your password on your Arbor account.

If you requested this password change, please click the link below to set your password:

<https://gwyn1.uk.arbor.sc/auth/change-password/id/2008/hash/MTBkNzlwOWMtMDg1MS00N2VjLWI3MzAtNGVmZTUwOGM3Yjc5LjE2MjA4MDkzMDE=>

Use your email address when you log in next time:

Username: gwyn.mabo@arbor-education.com

If you didn't ask to change your password, you can ignore this email. No changes will be made to your account.

All the best,
Team Arbor


3. Create your password. You will then be logged in when you click Create password.

Create password

Create password


4. Click to accept the terms and conditions.

Arbor System Terms of Use

**Welcome to Arbor!**

Before you get started, we need you to download, read and agree to our standard user terms & conditions.

When you're ready, tick "I agree", then click "Accept" and we'll get you set up.

 View user terms & conditions

☒ I agree to Arbor's standard user terms & conditions

Cancel

Accept

5. As a security precaution, you will then be asked to confirm one of your children's dates of birth. Once you click verify, you will now be logged in!

You can then close your browser and switch to using the app.

Verify Account

As this is your first time using the system we need you to verify your account.

To verify you account, please enter the date of birth of one of your children at the school

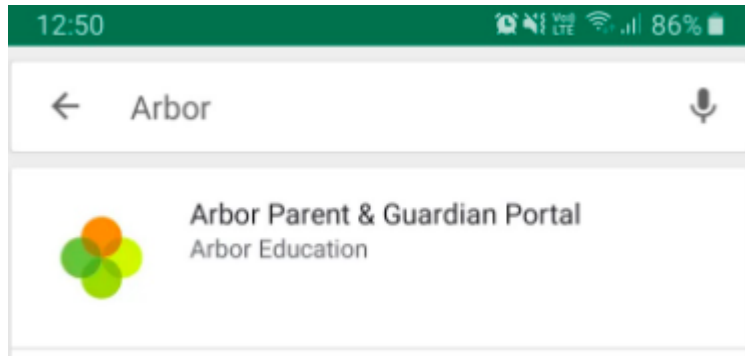
Date of birth*

Downloading the Arbor App

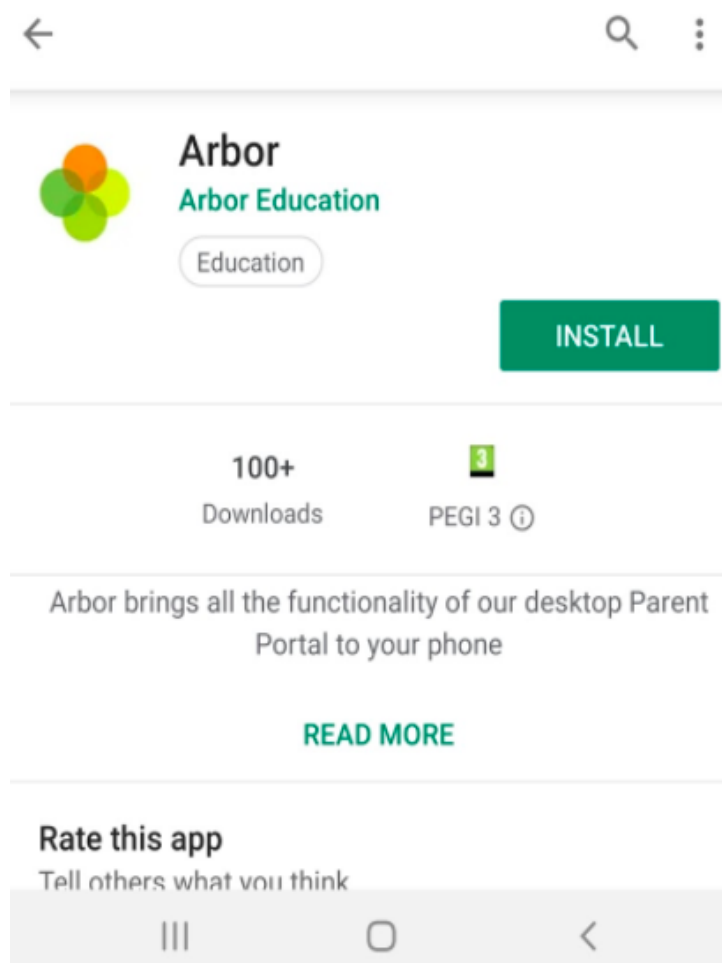


Android

1. Go to your Play store and search for 'Arbor'. Click the top option.



2. Click Install to download the Arbor App. Once it has installed, click Open.



IOS (Iphone)

1. Go to your App Store and search 'Arbor'. Click the top option. Click Get to download the Arbor App.

